







INST_71_38A

Nr	Σ	Element	DIN	ELEMENT
9	3		ISO 7380	M6x25
11	6		DIN 1587	M6
22	9		DIN 125	6x12
29	3		-	K_5_A2_g2_ G_v2
58	1		-	LOCTITE
124	3		DIN 7991	M6x20

