








# INST\_93\_108

Nr	Σ	Element		
3	4		-	K2_d30_B
4	8		DIN 125	10x20
5	4		DIN 985	M10 (OC)
6	4		-	Z2_d30_B
21	8		DIN 125	8x16
28	8		ISO 7380	M8x25
81	4		ISO 7380	M10x35

